

Department of Environmental Management



Staff Presentation

FY 2016 Revised and FY 2017

FY 2017 – FY 2021 Capital

April 7, 2016

Department of Environmental Management

- Agency responsible for:
 - ◆ Preserving the quality of the environment
 - ◆ Maintaining the health and safety of residents
 - ◆ Providing environmental assistance to individuals, businesses and municipalities
 - ◆ Conducting research
 - ◆ Enforcing all environmental laws and regulations

Office of the Director

- Budgeting
- Personnel
- Information management
- Legal services
- Business services
- 33.0 positions, \$9.1 million from all funds, \$5.2 million from general revenues

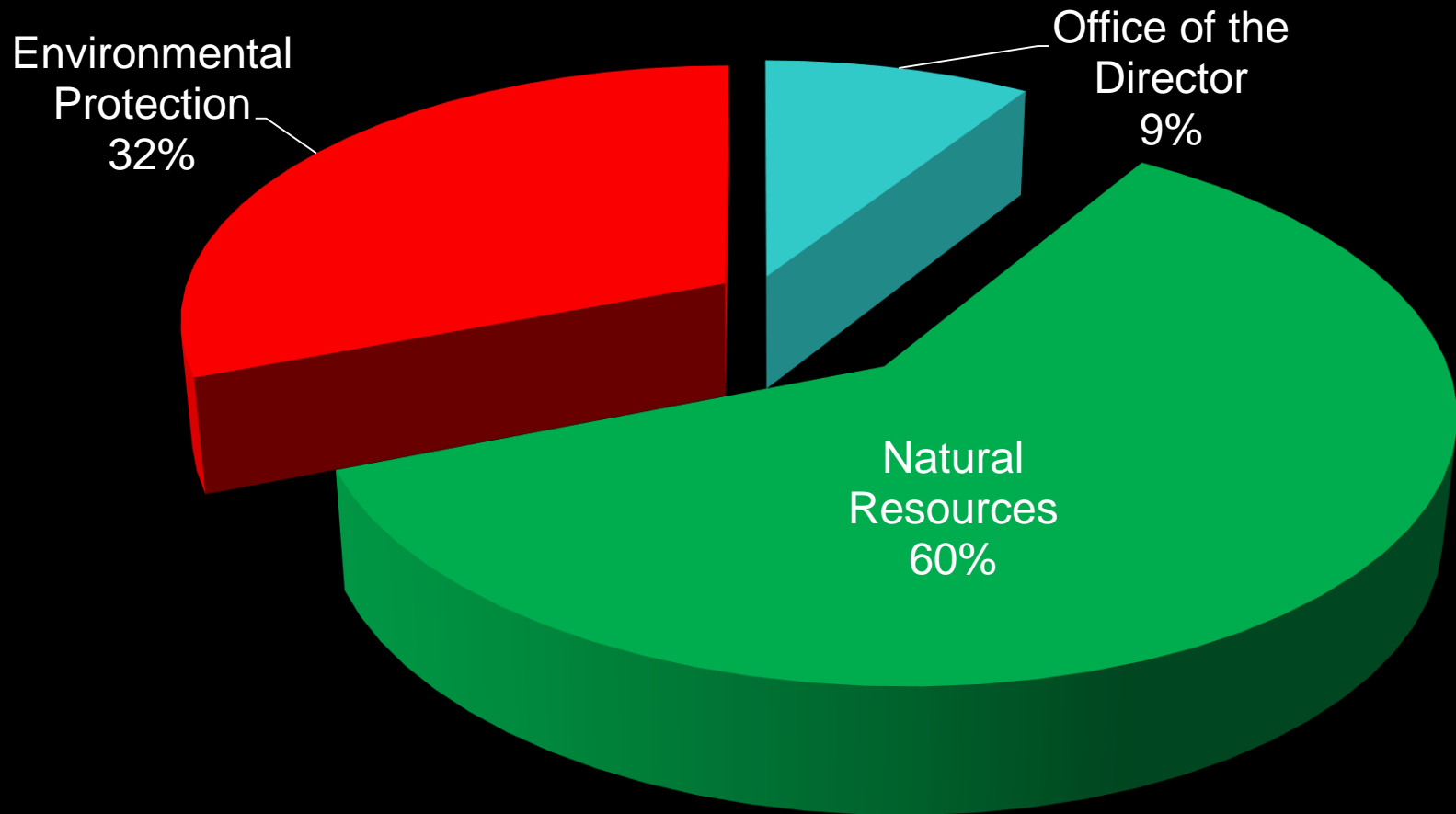
Bureau of Natural Resources

- Planning and development
- Parks and forests
- Fish and wildlife
- Agriculture
- Coastal resources/fishing piers
- Enforcement
- 186.0 positions, \$59.9 million from all funds, \$21.0 million from general revenues

Bureau of Environmental Protection

- Air resources
- Water resources
- Waste management
- Compliance
- Customer and technical assistance
- Emergency response
- 182.0 positions, \$30.8 million from all funds, \$12.0 million from general revenues

FY 2017 Summary by Program



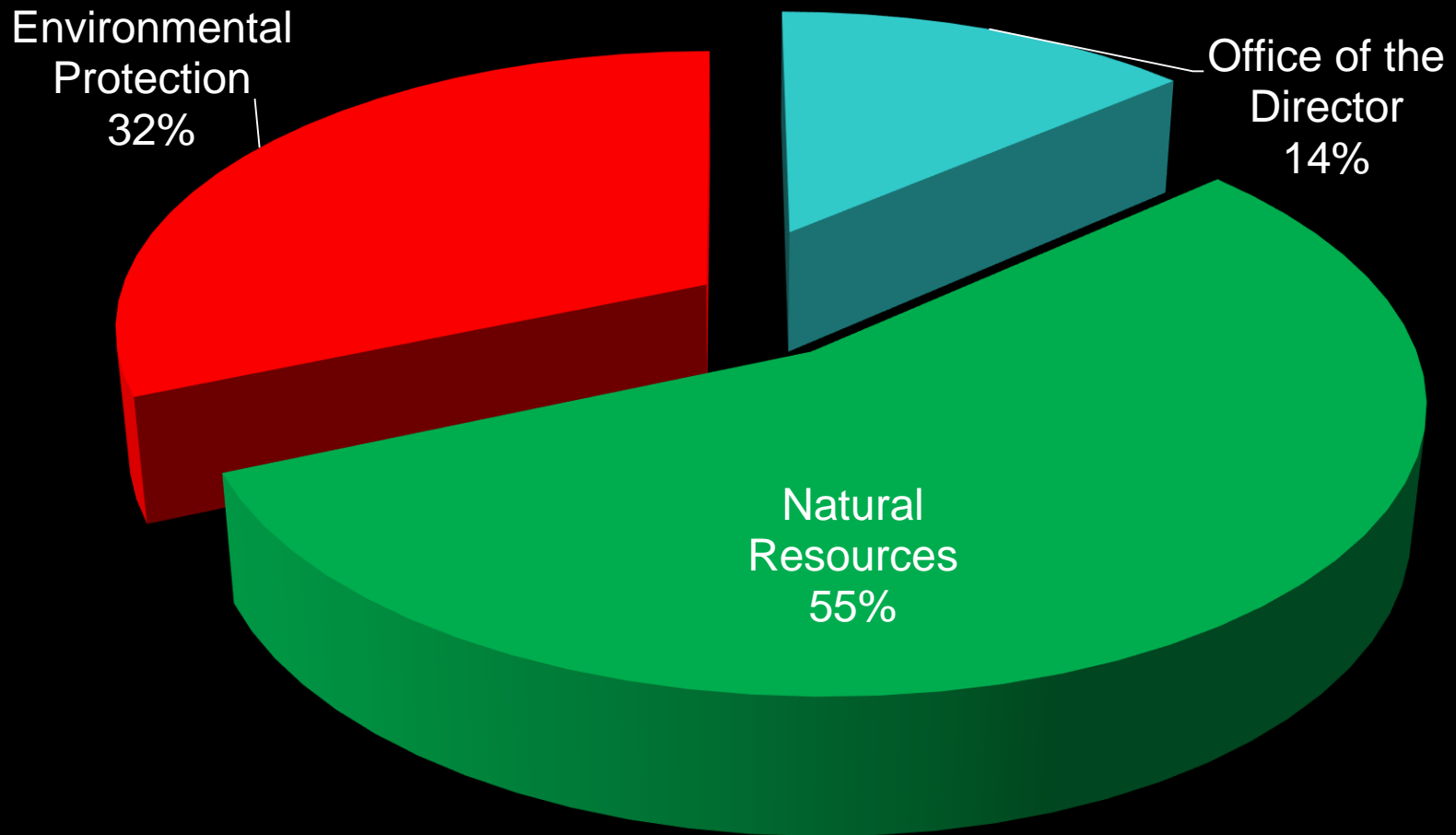
Summary by Category

<i>(In millions)</i>	<i>FY 2016 Enacted</i>	<i>FY 2016 Gov. Rev.</i>	<i>FY 2017 Governor</i>	<i>FY 2017 Change to Enacted</i>
Salaries & Benefits	\$49.4	\$49.4	\$50.2	\$0.8
Contracted Services	6.6	7.4	7.0	0.4
Operations	12.4	14.7	14.2	1.8
Grants	7.0	7.1	6.6	(0.4)
Capital	23.9	24.1	21.8	(2.1)
Transfers	0.1	0.1	0.1	-
Total	\$99.3	\$102.8	\$99.9	\$0.5

Summary by Source

<i>(In millions)</i>	<i>FY 2016 Enacted</i>	<i>FY 2016 Gov. Rev.</i>	<i>FY 2017 Governor</i>	<i>FY 2017 Change to Enacted</i>
General Rev.	\$37.6	\$38.4	\$38.2	\$0.7
Federal Funds	29.3	31.4	29.7	0.4
Restricted Rec.	18.4	19.5	19.1	0.7
Other	14.1	13.5	12.8	(1.3)
<i>Total</i>	<i>\$99.3</i>	<i>\$102.8</i>	<i>\$99.9</i>	<i>\$0.5</i>

General Revenues by Program



Office of the Director General Revenues

<i>Subprogram</i>	<i>FY 2016 Revised</i>	<i>FY 2017 Governor</i>
Administration	\$3,475,396	\$3,291,012
Administrative Adjudication	550,516	560,959
Legal Services	590,150	729,040
Management Services	611,893	628,887
Total	\$5,227,955	\$5,209,898

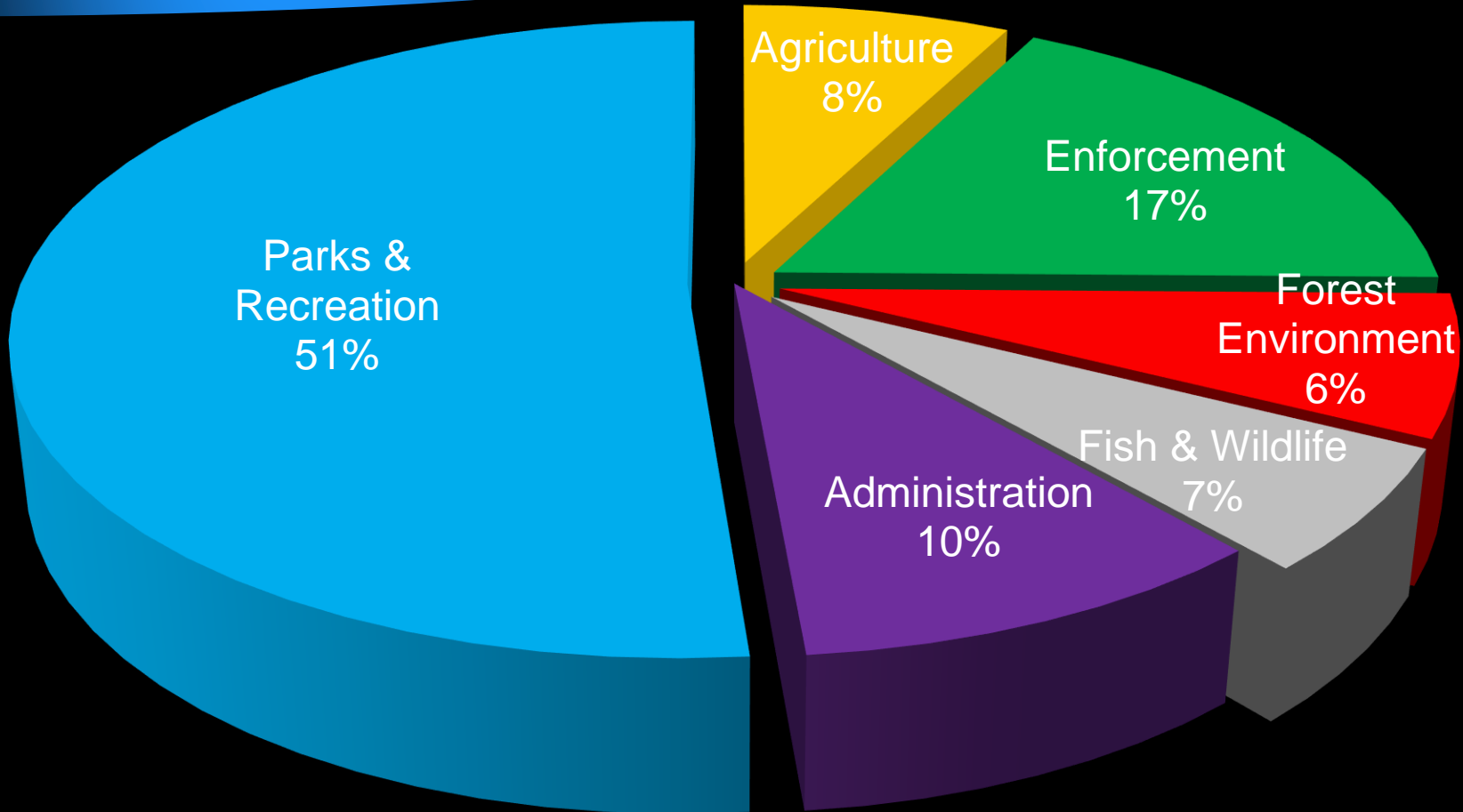
Environmental Protection General Revenues

<i>Subprogram</i>	<i>FY 2016 Revised</i>	<i>FY 2017 Governor</i>
Air Resources	\$1,801,966	\$1,839,009
Compliance & Inspection	2,349,538	2,490,898
Administration	317,068	350,458
RIPDES	766,313	781,465
Tech. & Customer Assist.	1,361,237	1,389,349
Waste Management	540,454	540,229
Water Resources	4,632,006	4,615,558
Total	\$11,768,582	\$12,006,966

Natural Resources General Revenues

<i>Subprogram</i>	<i>FY 2016 Revised</i>	<i>FY 2017 Governor</i>
Agriculture	\$1,723,397	\$1,645,889
Enforcement	3,624,488	3,696,431
Fish & Wildlife	1,405,667	1,535,009
Forest Environment	1,276,979	1,335,193
Administration	2,081,716	2,052,930
Parks & Recreation	11,316,290	10,758,562
Total	\$21,428,537	\$21,024,014

Natural Resources - General Revenues



Salaries and Benefits

Full-Time Equivalent Positions

Full-Time Positions	FTEs	Change to Enacted
FY 2016 Enacted	399.0	-
FY 2016 Rev. Req.	399.0	-
FY 2016 Governor Rev.	399.0	-
FY 2017 Request	399.0	-
FY 2017 Governor	401.0	2.0
FY 2015 Average Filled	384.0	(15.0)
Filled as of April 4	378.0	(21.0)

FY 2016 Revised Changes to Enacted

- Two New Positions - \$0.1 million
 - ◆ Replace two Bays, Rivers & Watersheds positions eliminated & vacated in FY 2015
 - ◆ Chief Public Affairs Officer
 - \$0.1 million from general revenues
 - Communications, marketing & outreach functions
 - Filled since October 4, 2015

FY 2016 Revised Changes to Enacted

- Two New Positions

- ◆ Assistant Chief of Planning

- Work on strategic planning, performance measures & special projects from Director
- Governor includes the requested position, but does not fund it in FY 2016 or FY 2017

FY 2016 Revised Changes to Enacted

- Other Salaries & Benefits – \$49.0 million
 - ◆ \$29.1 million from general revenues
 - ◆ \$0.1 million less than enacted
 - ◆ \$0.3 million less than requested
 - Primarily additional turnover savings in Natural Resources
 - Statewide medical benefits savings

FY 2016 Revised Changes to Enacted

- August Thunderstorms Tree and Debris Removal – \$0.8 million
 - ◆ August 4, 2015 macro-burst thunderstorms
 - ◆ Tree removal, trimming, and clearing of debris & stumps at 9 state facilities
 - \$0.8 million from general revenues for contracted services – Parks & Rec. budget

FY 2016 Revised Changes to Enacted

Federal Grants

- Total of \$31.4 million for FY 2016
- EPA is primary funding agency
- \$2.1 million more than enacted
 - ◆ New federal grant for land purchases
 - ◆ Changes to existing grants including:
 - Pilot permit bank program
 - Air pollution control

FY 2017 Governor's Recommendation

<i>(In millions)</i>	<i>FY 2016 Enacted</i>	<i>FY 2017 Governor</i>	<i>Difference</i>
General Rev.	\$37.6	\$38.2	\$0.7
Federal Funds	29.3	29.7	0.4
Restricted Rec.	18.4	19.1	0.7
Other	14.1	17.2	(1.3)
Total	\$99.3	\$99.9	\$0.5
FTEs	399.0	401.0	2.0

Target Budget

- Budget Office provided general revenue target of \$34.9 million
 - ◆ Current service adjustments of \$0.1 million
 - ◆ 7.5% reduction of \$2.6 million
- Constrained request \$0.9 million above the target
 - ◆ Savings of \$2.6 million – primarily from eliminating 25.0 positions in Natural Resources and Environmental Protection

Target Reduction

- DEM proposals to meet target reductions
 - ◆ Natural Resources Staffing – Eliminate 14.0 positions
 - Impact on state park facilities, public safety & security in management areas, and maintenance & repairs of ports
 - ◆ Environmental Protection Staffing – Eliminate 11.0 positions
 - Impact on air monitoring, permit assistance, pollution control efforts & recycling data
 - ◆ Governor does not recommend these proposals

FY 2017 Governor - Salaries & Benefits

- Two New Positions
 - ◆ Would increase authorized FTEs from 399.0 to 401.0
 - ◆ Senior Legal Counsel - \$0.1 million from general revenues
 - Work in Office of Legal Services
 - Pursue litigation to compel compliance and ensure payment of fines & penalties

FY 2017 Governor - Salaries & Benefits

- Two New Positions
 - ◆ Environmental Scientist - \$0.1 million from general revenues
 - Work in Compliance & Inspection
 - Enforce new provisions of amended wetlands & cesspool laws
 - Allow for more timely response to complaints of non-compliance

FY 2017 Governor - Salaries & Benefits

- Other Salaries & Benefits - \$50.1 million
 - ◆ \$30.1 million from general revenues
 - ◆ \$0.6 million more than enacted
 - ◆ \$0.3 million less than requested
 - Annualized COLA
 - Updated benefit rates
 - Additional turnover savings
 - Statewide medical benefit savings

FY 2017 Governor - Parks & Recreation

- 25 miles of roads in the state parks and management areas
- 8 major state parks, 7 state beaches, a golf course, the East Bay and Blackstone Bike Paths, parkways, and other secondary state parks and historic sites and monuments
 - ◆ Totals approximately 14,000 acres

FY 2017 Governor - Parks & Recreation

- \$10.1 million
 - ◆ Funded only with general revenues
 - ◆ 39.0 full-time positions
 - ◆ 426 seasonal employees
 - ◆ \$2.9 million for operations
 - \$27,150 more than enacted
 - Consistent with DEM request
 - Includes funding for emergency repairs

FY 2017 Governor – Minimum Wage

- FY 2016 Revised
 - ◆ Funding as enacted for minimum wage increase effective January 1, 2016
- FY 2017: \$114,336 more than enacted
 - ◆ Reflects full year at the new \$9.60 minimum wage
 - ◆ Article 13 of Governor's budget: increase minimum wage to \$10.10 effective Jan. 1, 2017
 - No funding in DEM Budget for this; would cost an estimated \$67,438

Beach Parking Contract

- DEM contracts with ProPark, a private vendor, for operation of state beaches
- Previous five-year contract was in effect for 2010-2014 beach seasons
 - ◆ Included a revenue sharing formula
- DEM signed new four-year contract with ProPark in April 2015 following bidding process
 - ◆ Two companies submitted bids
- Contract sets payments to vendor of \$0.7 million to \$0.8 million annually; no revenue sharing

FY 2017 Governor - Payments to Host Beach Communities

- Charlestown, Westerly, Narragansett and South Kingstown
- 84% to state and 16% to the municipality
 - ◆ Summer 2015: State received \$2.7 million and the four municipalities received total of \$0.4 million
- Department increased beach parking fees in March 2011 through administrative rules
 - ◆ Assembly altered community split to retain increase for state general revenues
- Change took effect July 1, 2011

FY 2017 Governor - Payments to Host Beach Communities

Host Beach Communities' Payments:

<i>FY 2012 Actual</i>	<i>\$344,358</i>
<i>FY 2013 Actual</i>	<i>\$437,360</i>
<i>FY 2014 Actual</i>	<i>\$394,840</i>
<i>FY 2015 Actual</i>	<i>\$403,839</i>
<i>FY 2016 Enacted</i>	<i>\$403,884</i>
<i>FY 2016 Revised*</i>	<i>\$441,035</i>
<i>FY 2017 Recommended*</i>	<i>\$440,000</i>

** - Based on 2015 Season actual payments*

FY 2017 Governor – Saltwater Fishing License Program

- License established in October of 2009
- Federal program would have taken effect in 2010
- State run program allows for retention of funds and lower fee
- \$7 for resident, \$10 for non-resident
- Budgeted amounts based on projected available receipts, need for equipment to track catch related data
- Funds staffing and operating

FY 2017 Governor – Saltwater Fishing License Program

- Projects DEM has developed for funding:
 - ◆ Recreational data catch collection
 - ◆ Boat ramp improvements
 - ◆ Boating/fishing access site maintenance
 - ◆ Staff person for marine recreational fishing
 - ◆ Finfish surveys
 - ◆ Public outreach campaign

FY 2017 Governor – Saltwater Fishing License Program

<i>Saltwater Fishing License</i>	<i>Budgeted Amount</i>
<i>FY 2012 Actual</i>	<i>\$15,000</i>
<i>FY 2013 Actual</i>	<i>\$206,336</i>
<i>FY 2014 Actual</i>	<i>\$364,086</i>
<i>FY 2015 Actual</i>	<i>\$211,763</i>
<i>FY 2016 Enacted</i>	<i>\$388,146</i>
<i>FY 2016 Revised</i>	<i>\$388,146</i>
<i>FY 2017 Recommended</i>	<i>\$359,413</i>

Article 20 – Local Agriculture and Seafood Act

- Local Agriculture & Seafood Act created by 2012 Assembly
 - ◆ Funding for Local Agriculture & Seafood Grants – promote the local industry
 - ◆ Currently supported by donations and general revenues - \$100,000 in FY 2016
- Article expands intent of the Act
 - ◆ Adds fishing industry participation in policy & regulatory development
 - ◆ Grants of up to \$50,000 for this purpose

Article 20 – Local Agriculture and Seafood Act

- Article 20 creates a permanent funding source for the Fund
 - ◆ Shifts existing Deepwater Wind lease from general revenues to the fund
 - ◆ \$150,000 annually impact
- FY 2017 Budget includes \$100,000 for grants
 - ◆ \$50,000 is not budgeted - inadvertent

Article 20 – Local Agriculture and Seafood Act

- CRMC has 25-year lease agreement with Deepwater Wind
 - ◆ \$150,000 annually or amount from federal rent formula, whichever is greater
 - ◆ Lease payments are currently deposited as general revenues
- Similar to legislation proposed last year
- Would also be exempt from 10% indirect cost recovery charge (Art 24)

Article 5, Question 3

Green Economy Projects	
Historic State Park Development	\$7.0
State Open Space	4.0
Brownfields Remediation	5.0
Local Rec. Development Grants	2.0
Local Open Space	4.0
State Bikeway Development	10.0
Stormwater Pollution Prevention	3.0
Total	\$35.0

Article 5, Question 3

- Historic State Park Development - \$7.0 million
 - ◆ Same as state recreational facilities project, new name
 - ◆ Bond funding for improvements at Brenton Point, Colt, Fort Adams, and Goddard state parks
- State Open Space - \$4.0 million
 - ◆ State's purchase of land, development rights, and conservation easements

Article 5, Question 3

- Brownfields Remediation - \$5.0 million
 - ◆ Remediate abandoned industrial sites
- Local Recreation Dev. Grants - \$2.0 million
 - ◆ For communities to develop, acquire or renovate recreation facilities
- Local Open Space - \$4.0 million
 - ◆ For municipalities, local land trusts, and non-profits to preserve open space

Article 5, Question 3

- State Bikeways - \$10.0 million
 - ◆ Design and construct bikeways
 - ◆ Includes Blackstone River and South County
 - ◆ DOT's proposed 10-year plan includes \$68 million for bike path projects
 - Primarily federal sources
 - ◆ DEM's capital budget includes \$1.4 million from RICAP for Blackstone Valley bike path and associated park improvements
 - ◆ Agency designation/role not clear

Article 5, Question 3

- Stormwater Pollution Prevention Program - \$3.0 million
 - ◆ Matching grants to public, private, and non-profit entities to reduce stormwater pollution
 - ◆ Would be managed through existing DEM program related to water quality improvements
 - Funded from prior bonds

Article 5, Question 3

DEM Projects	Approved Bonds (2004–2014)	Balance as of July 1, 2015	Committed Funds	Remaining Balance
Local Open Space	\$12.5	\$3.6	\$2.9	\$0.7
Brownfields Remediation	5.0	5.0	3.7	1.3
State Open Space	15.0	2.2	-	2.2
Local Rec. Development	18.5	12.5	7.7	4.8
State Recreation Facilities	5.0	1.3	1.3	-
Narra. Bay & Watershed	12.5	6.7	6.4	0.3
Total	\$68.5	\$31.3	\$22.0	\$9.3

Article 5, Question 3

Voters approved \$33.0 million of recreation and development bonds:

2014 Ballot	
Brownfield Remediation	\$5.0
Flood Prevention	3.0
Farmland Development	3.0
Local Recreation Development Grants	4.0
Roger Williams Park/Zoo	18.0
Total	\$33.0

Capital Development Plan

- \$251.5 million in total project costs
- \$100.1 million in five-year period
 - ◆ Anti-pollution
 - ◆ State and local recreation
 - ◆ Land acquisition
 - ◆ State infrastructure
- Fund sources: new and approved G.O. bonds, RICAP, federal funds, and restricted receipts

Capital Development Plan

<i>Project</i>	<i>Status</i>	<i>Cost</i>	<i>Financing</i>	<i>End Date</i>
Stormwater Pollution	New	\$3.0 million	New G.O. bonds	FY 2020
State Bikeways	New	\$10.0 million	New G.O. bonds	Post-FY 2021
Rec. Buildings Demolition	New	\$0.3 million	RICAP	FY 2019
Recreational Facilities	Revised	\$50.0 million	G.O. bonds, Federal, RICAP	FY 2021

Capital Development Plan

<i>Project</i>	<i>Status</i>	<i>Cost</i>	<i>Financing</i>	<i>End Date</i>
Dam Repair	Revised	\$9.5 million	RICAP	FY 2021
Galilee Piers	Revised	\$15.4 million	Federal, RICAP	FY 2020
Rocky Point	Revised	\$14.0 million	G.O. bonds, RICAP	FY 2016
Marine Infr./Pier Development	Revised	\$3.6 million	RICAP	FY 2021

Capital Development Plan

<i>Project</i>	<i>Status</i>	<i>Cost</i>	<i>Financing</i>	<i>End Date</i>
Fort Adams State Park	Revised	\$5.3 million	G.O. bonds, RICAP	FY 2021
Blackstone Valley Park	Revised	\$1.4 million	RICAP	FY 2018
Fort Adams Sailing	Ongoing	\$10.4 million	RICAP, Restr. Rec.	FY 2019
Nat. Res. Visitors Center	Ongoing	\$5.8 million	RICAP	FY 2017

Capital Development Plan

<i>Project</i>	<i>Status</i>	<i>Cost</i>	<i>Financing</i>	<i>End Date</i>
World War II State Park	Ongoing	\$2.6 million	RICAP	FY 2016
Newport Piers	Ongoing	\$1.7 million	RICAP	FY 2018
Fish & Wildlife Facility	Ongoing	\$0.7 million	Federal & RICAP	FY 2018
State Open Space	Ongoing	\$16.5 million	G.O. bonds	FY 2021

Capital Development Plan

<i>Project</i>	<i>Status</i>	<i>Cost</i>	<i>Financing</i>	<i>End Date</i>
Farmland Development	Ongoing	\$7.5 million	G.O. bonds	FY 2019
Narragansett Bay	Ongoing	\$12.5 million	G.O. bonds	FY 2018
Local Open Space	Ongoing	\$16.5 million	G.O. bonds	FY 2021
Local Rec. Development	Ongoing	\$16.5 million	G.O. bonds	FY 2021

Capital Development Plan

<i>Project</i>	<i>Status</i>	<i>Cost</i>	<i>Financing</i>	<i>End Date</i>
Historic & Passive Grants	Ongoing	\$5.0 million	G.O. bonds	FY 2016
Brownfields	Ongoing	\$10.0 million	G.O. bonds	Post-FY 2021
Flood Prevention	Ongoing	\$3.0 million	G.O. bonds	FY 2018
Roger Williams Park	Ongoing	\$29.0 million	G.O. bonds	FY 2020
India Point	Ongoing	\$3.2 million	G.O. Bonds	FY 2016

Capital Projects

- Fort Adams Sailing Improvements
 - ◆ State hosted America's Cup World Series race in 2012 and Volvo Ocean Race in 2015
 - ◆ Improvements will allow the state to host other large-scale sailing events
 - ◆ \$0.1 million in FY 2016 and \$3.0 million in FY 2017
 - Includes \$2.2 million from restricted receipts in FY 2017 to construct mid-park facility

Capital Projects

- Galilee Piers

- ◆ Infrastructure improvements Port of Galilee

- Port annually lands 70 million pounds of fish worth over \$40 million

- ◆ Project work includes:

- Replacing badly deteriorated wooden bulkheads
- Paving parking lot at the pier
- Providing stormwater runoff treatment

- ◆ \$0.4 million in FY 16, \$1.5 million in FY 17

Capital Projects

- State Recreational Facilities
 - ◆ Improvements to parks and management areas including:
 - Lincoln Woods
 - Fishermen's Campground
 - George Washington Campground
 - ◆ Infrastructure & facility improvements and asset protection
 - ◆ RICAP funding of \$5.0 million in FY 2016 and \$3.1 million in FY 2017

Capital Projects

- World War II State Park
 - ◆ Revitalize currently closed WW II State Park in Woonsocket
 - ◆ RICAP funding of \$1.6 million in FY 2016 to complete the capital project
 - ◆ \$250,000 from general revenues each year in FY 2016 and FY 2017
 - First and second years of five-year initiative to transfer park to City of Woonsocket

Department of Environmental Management



Staff Presentation

FY 2016 Revised and FY 2017

FY 2017 – FY 2021 Capital

April 7, 2016